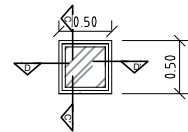
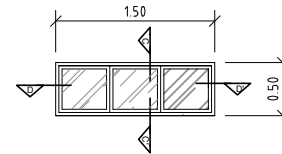


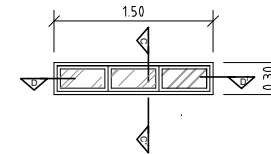
1 VISTA FRONTAL J1
ESCALA 1/25



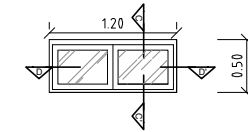
1 VISTA FRONTAL J2
ESCALA 1/25



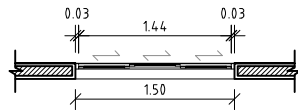
1 VISTA FRONTAL J3
ESCALA 1/25



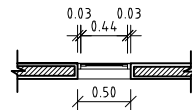
1 VISTA FRONTAL J4
ESCALA 1/25



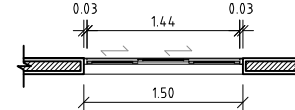
1 VISTA FRONTAL J5
ESCALA 1/25



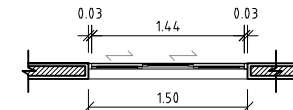
2 J1 CORTE DD'
ESCALA 1/25



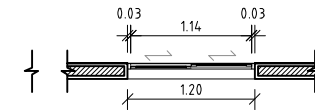
2 J2 CORTE DD'
ESCALA 1/25



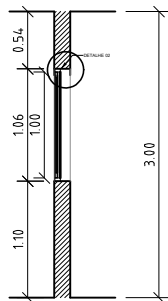
2 J3 CORTE DD'
ESCALA 1/25



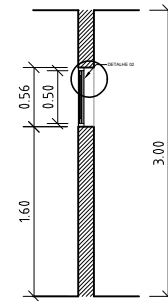
2 J4 CORTE DD'
ESCALA 1/25



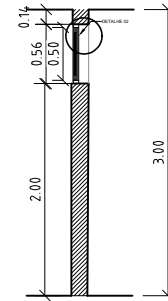
2 J5 CORTE DD'
ESCALA 1/25



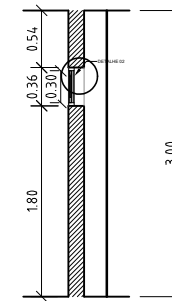
3 J1 CORTE CC'
ESCALA 1/25



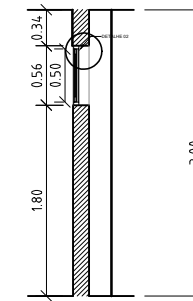
3 J2 CORTE CC'
ESCALA 1/25



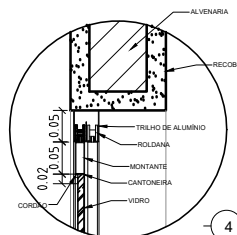
3 J3 CORTE CC'
ESCALA 1/25



3 J4 CORTE CC'
ESCALA 1/25



3 J5 CORTE CC'
ESCALA 1/25



4 DETALHE 02
ESCALA 1/25

ESQUADRIA METÁLICA

TP	DIMENSÃO	PEITORIL	TIPO	FOLHAS	
J1	150 X 100	110	CORRER	03 UNIDADES	
J2	50 X 50	160	CORRER	01 UNIDADE	JANELA METÁLICA
J3	150 X 50	200	CORRER	03 UNIDADES	JANELA METÁLICA
J4	150 X 30	180	CORRER	03 UNIDADES	JANELA METÁLICA
J5	120 X 50	180	CORRER	02 UNIDADES	JANELA METÁLICA

COBOGÓ

C1	150 X 050	SUBSTITUIR POR J4
C2	150 X 100	SUBSTITUIR POR J1

Prefeitura municipal de igaci

Reforma e Ampliação das Escolas municipais

Escola Municipal São vicente de Paula

Localidade: Serra Verde

Data: JAN/ 2020

Escala: Indicada

Prancha: 01/ 01

Levanteamento: